

Plymouth County Outreach

2018 Annual Report

In 2018 there were a total of 1,618 incidents entered into the PCO Critical Incident Management System, 1,310 of which were unique individuals.

This represents an 8% decrease over 2017.

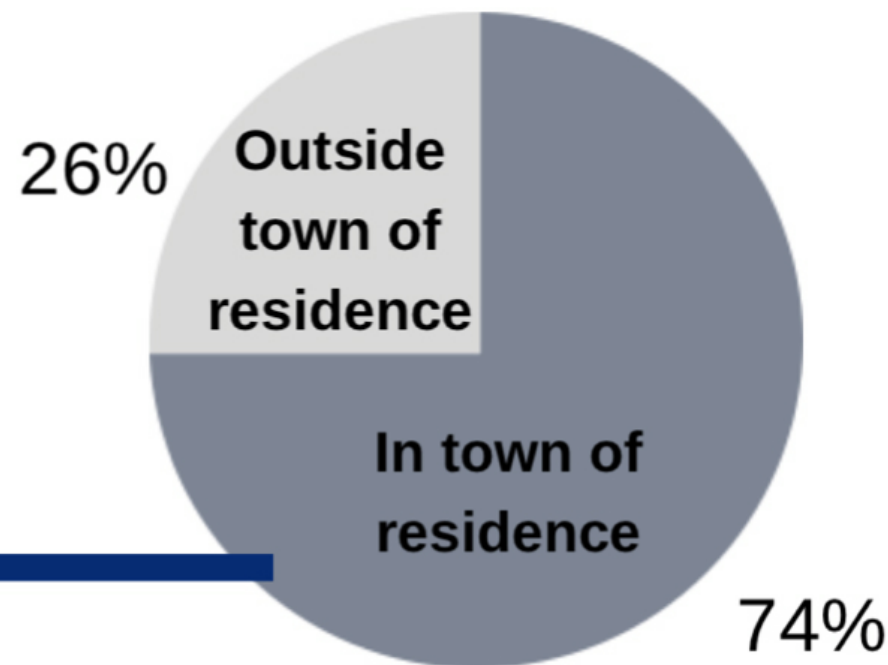
83% non-fatal
7% fatal
10% at-risk

This represents a 13% decrease in non-fatals, an 18% decrease in fatalities and a 99% increase in at-risk referrals over 2017

Hardest Hit Communities


- ➔ Brockton 661 (45%)
- ➔ Plymouth 168 (12%)
- ➔ Wareham 159 (11%)
- ➔ Middleborough 54 (4%)
- ➔ Rockland 51 (4%)


Location of Overdose



63 of incidents required Naloxone
PERCENT

95 of these incidents were non-fatal
PERCENT

 Of the 987 attempted home visits, outreach teams made contact in 60% (590) of the visits

 Of the 590 successful home visits, 43% (143) of the individuals accepted treatment and 19% (62) of the individuals were already seeking treatment

For more information contact, PCO Operations Supervisor
Vicky Butler at vbutler@plymouthcountyoutreach.org

*Data provided by Kelley Research Associates