

Plymouth County Outreach

2020 Annual Report

In 2020 there were a total of 1,420 incidents entered into the PCO Critical Incident Management System, 1,155 of which were unique individuals. This represents a 3% decrease over 2019.

75% non-fatal
11% fatal
14% at-risk

This represents a 8% decrease in non-fatals, an 18% increase in fatalities and a 14% increase in at-risk referrals over 2020

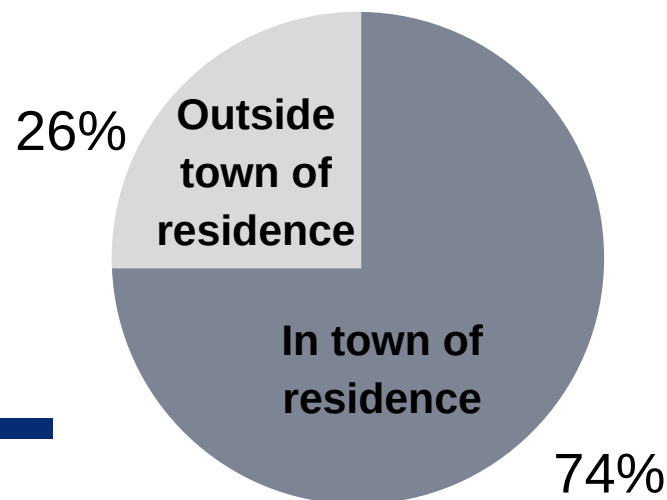
Hardest Hit Communities


- ➔ Brockton 530 (43%)
- ➔ Plymouth 157 (13%)
- ➔ Wareham 136 (11%)
- ➔ Middleborough 68 (6%)
- ➔ Rockland 45 (4%)


68 of incidents required Naloxone
PERCENT

93 of these incidents were non-fatal
PERCENT

Location of Overdose



 Of the 1,029 attempted home visits, outreach teams made contact in 58% (595) of the visits

 Of the visits where the outreach team made contact with the individual who overdosed, 75% (254) of the individuals accepted treatment and 11% (36) of the individuals were already seeking treatment

For more information contact, PCO Operations Supervisor Hannah Panteleos at Hpanteleos@plymouthcountyoutreach.org

*Data provided by Kelley Research Associates